


INSTRUCTION SHEET



KEPCO An ISO 9001 Company.

**RA 58
SERIES**

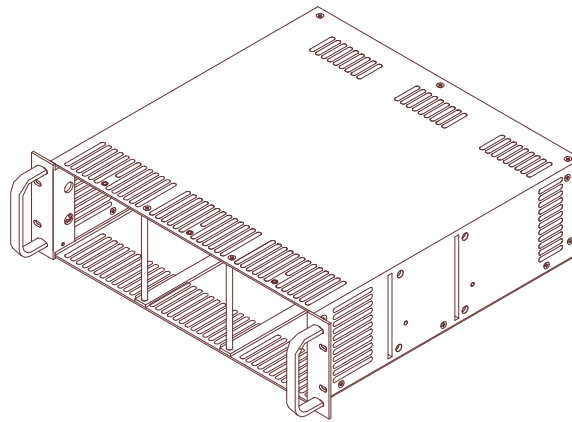
MODEL RA 58, 58-23E, 58-24E RACK ADAPTER

DESCRIPTION (Refer to FIG. 1)

The Kepco Model RA 58 Rack Adapter is designed for the installation of Kepco HSM and HSP series of Power Supplies into a standard 19-inch (482.6mm) rack. Model RA 58-23E accommodates a 23-inch rack and Model RA 58-24E accommodates a 24-inch rack (the mounting brackets for these models must be attached to the chassis by the user with the four mounting screws provided, P/N 101-0396, 10-32 x 0.5 in. long, FLPO). Optional ear brackets to modify any of the three models to accommodate one of the three standard size racks are available, consult Table 1. Each Rack Adapter can accommodate a maximum of three power supplies. The Rack Adapter occupies 5.2 inches (132.5mm) of vertical space in the standard 19-inch (482.6mm) equipment rack and is 16.4-inches (416.6mm) deep. HSP power supplies installed in the Rack Adapter require a Kepco Fixed Installation kit (P/N 219-0240 or 219-0249 [optional]); consult associated HSP Power Supply Instruction Manual.

The Rack Adapter is drilled to accept chassis slides. It is equipped with four metal feet attachments, Rack Adapter handles and mounting ears. The Rack Adapter can use 18 inch (457.2mm) Jonathan Model 110-QD-18 chassis slides. Optional ear brackets enable two additional Rack Adapter set-backs (see Table 1 and Figure 2). The Rack Adapter can be equipped with optional 1/3 and 2/3 blank front filler panels (Kepco model RFP 60-1 and RFP 60-2, respectively) if the full complement of three power supplies is not utilized.

Mechanical dimensions, material and finish of the Kepco Model RA 58 Rack Adapter are provided in Figure 2.



3040699

FIGURE 1. . RA 58 RACK ADAPTER ASSEMBLY

TABLE 1. ACCESSORIES

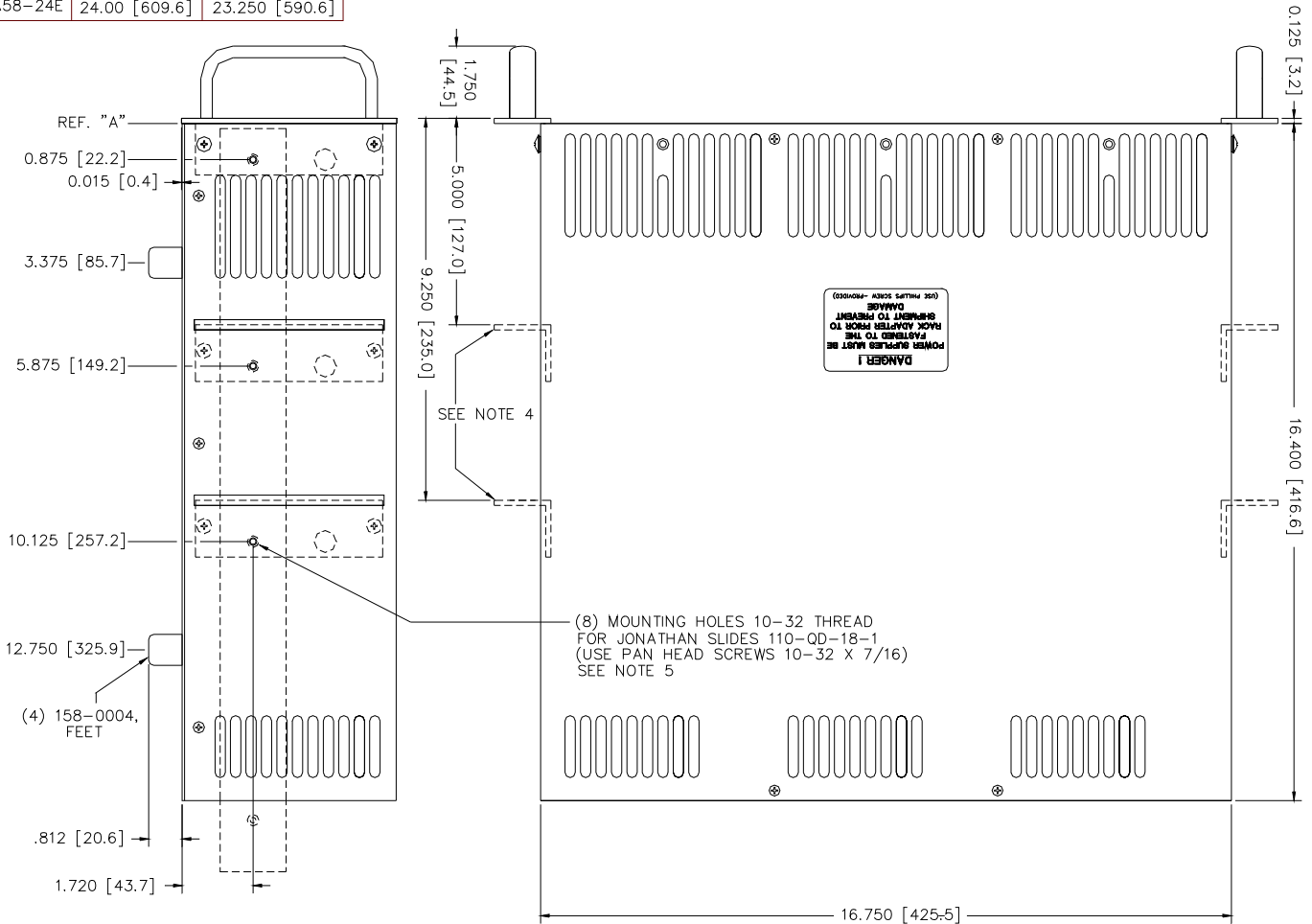
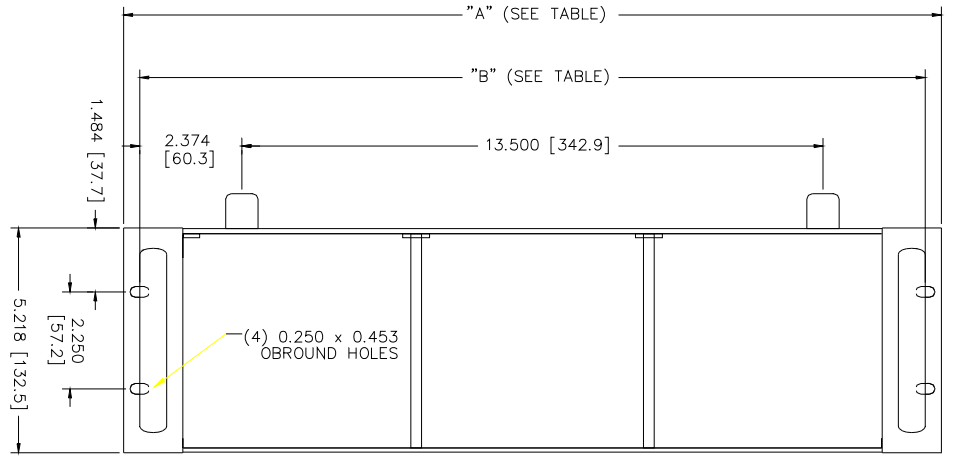
ACCESSORY	PART NUMBER	USE
MOUNTING BRACKETS (NOTCHED)	128-1714	Used to mount RA 58 in 19-inch rack using "set back" position (see Figure 2).
	128-1736	Used to mount RA 58 in 23-inch rack using "set back" position (see Figure 2).
	128-1827	Used to mount RA 58 in 24-inch rack for both flush (standard) or "set back" positions (see Figure 2).
MOUNTING BRACKETS (UNNOTCHED)	128-1631	Standard mounting ear for 19-inch rack applications.
	128-1776	Used for standard (flush) mounting of RA 58 in 23-inch rack (see Figure 2).
SCREW	101-0159	Used for fixed mounting of HSM Power Supply, 4 required per power supply (#6-20, 0.625 in. long).
SCREW	101-0396	Used to attach mounting brackets to chassis (#10-32 x 0.5 in. long, FLPO).
CONNECTOR	236-3398	Adapter for DB37 I/O Connector to allow solderless connections.

KEPCO, INC. ● 131-38 SANFORD AVENUE ● FLUSHING, NY. 11355 U.S.A. ● TEL (718) 461-7000 ● FAX (718) 767-1102
www.kepcopower.com ● email: hq@kepcopower.com

NOTES:

1. MATERIAL:
 - A) CHASSIS: STEEL CRS #11 GAUGE
 - B) COVER, BACK PLATE, INTERMEDIATE PLATE: STEEL CRS #16 GAUGE
2. FINISH:
 - A) CHASSIS & BACK COVER: YELLOW IRIDITE
 - B) FRONT PANEL & ANGLE BKT: KEPKO GRAY
 - C) COVER: KEPKO CHARCOAL
3. RACK OR CABINET MOUNTING: REMOVE (4) ALUMINUM FEET
4. OPTIONAL SETBACK MOUNTING BRACKETS
 - 19" (NOTCHED) - 128-1714
 - 23" (NOTCHED) - 128-1736
 - 24" (NOTCHED) - 128-1827
5. FOR MOUNTING SLIDES USE JONATHAN SLIDES 1100D-18-1(KEPCO 108-0318) WITH RETMA BRACKETS JONATHAN SP0440 (KEPCO 128-1849) MAX TRAVEL 20". BRACKETS (128-1849) MUST BE MOUNTED TO CABINET SECTION OF SLIDE (108-0318) SO THAT CABINET SECTION DOES NOT COVER LOUVERS WHEN RACK ADAPTER IS POSITIONED ENTIRELY WITHIN CABINET.

MODEL	DIM "A"	DIM "B"
RA58	19.00 [482.6]	18.250 [463.6]
RA58-23E	23.00 [584.2]	22.250 [565.2]
RA58-24E	24.00 [609.6]	23.250 [590.6]



D3010096

FIGURE 2. RA 58 RACK ADAPTER OUTLINE DRAWING