


INSTRUCTION SHEET



KEPCO An ISO 9001 Company.

RA 46

MODEL RA 46 RACK ADAPTER

DESCRIPTION (Refer to FIG. 1)

The Kepco Model RA 46 RACK ADAPTER is designed for the installation of Kepco Power Assemblies into a standard 19-inch (482.6mm) rack. The Rack Adapter occupies 5.218 inches (132.54mm) of vertical space in the standard 19-inch equipment rack and is 24-inches (609.6mm) deep.

The Rack Adapter may be mounted fixed or may be equipped with optional slides. The unit comes fitted with bracket spacers (shim bars for equipment slides), four rubber feet, a "U" shaped removable cover with fourteen mounting screws, Rack Adapter handles and Mounting Ears. Rack Adapter, RA 46 was developed to provide mounting space for a multitude of Kepco's linear and switching power supplies. The Rack Adapter may be equipped with a variety of front panel and rear panel components to form a complete rack mounted power assembly, designed by the user.

Details about all available power supplies, panel components and accessories to be used with RA 46 Rack Adapter may be found in Kepco's Power Supplies Catalog, "Power Assemblies" Section. It is available from your Kepco Representative, or directly from Kepco, Inc., 131-38 Sanford Avenue, Flushing, N.Y. 11352, USA.

Mechanical dimensions, material and finish of the Kepco Model RA 46 Rack Adapter are provided in Figure 2.

External dimensions and all mechanical and electrical specifications are contained in the outline drawing: Figure 2.

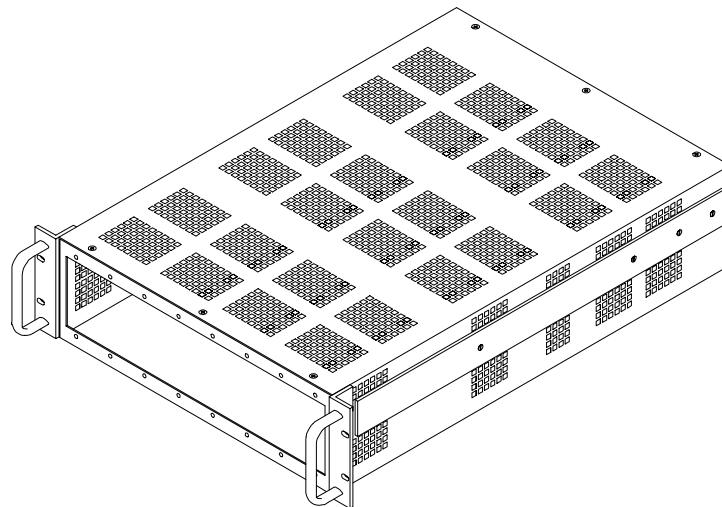


FIGURE 1. RA 46 RACK ADAPTER ASSEMBLY

KEPCO, INC. ● 131-38 SANFORD AVENUE ● FLUSHING, NY. 11352 U.S.A. ● TEL (718) 461-7000 ● FAX (718) 767-1102
<http://www.kepcopower.com> ● email: hq@kepcopower.com

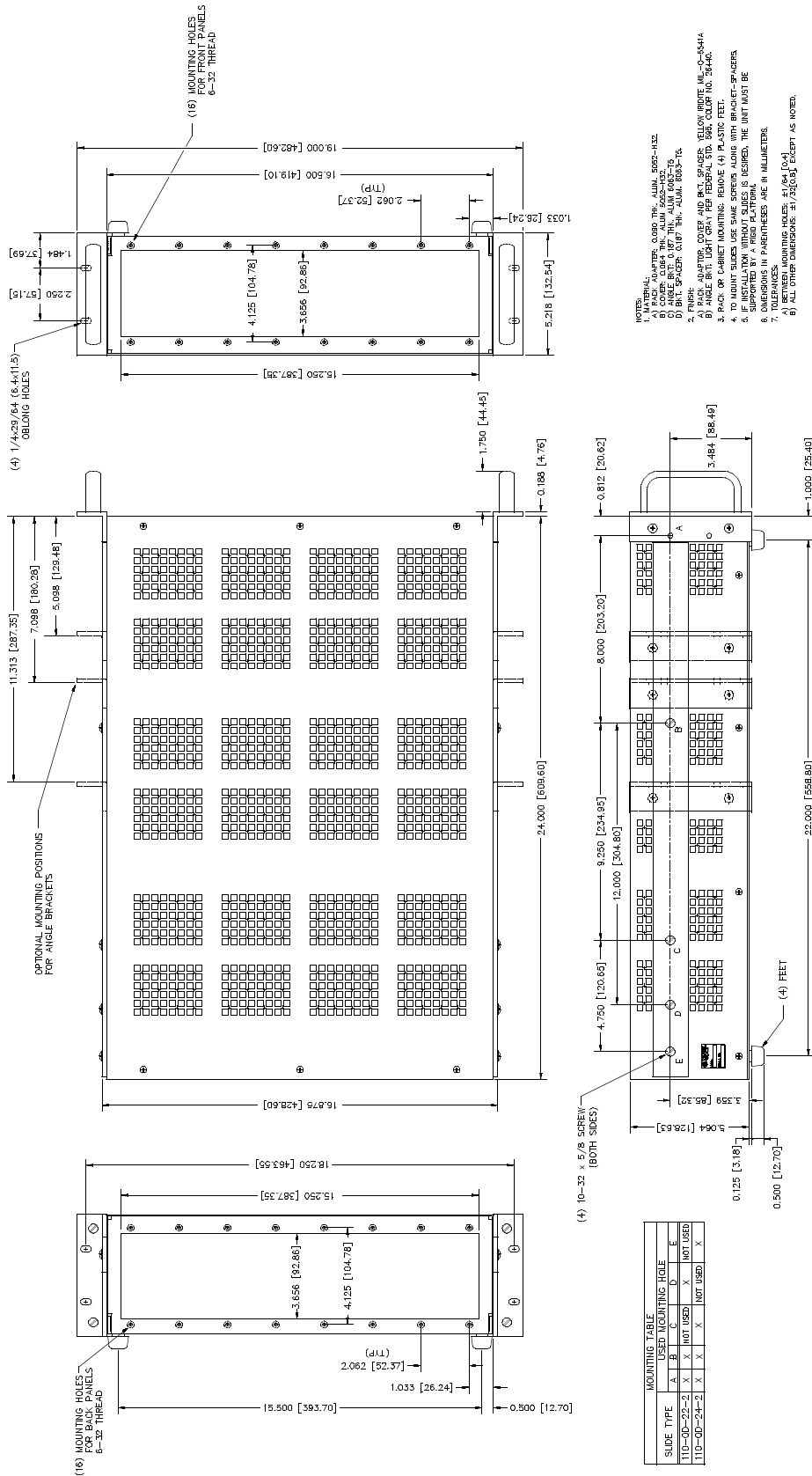


FIGURE 2. RA 46 RACK ADAPTER OUTLINE DRAWING