


INSTRUCTION SHEET



KEPCO An ISO 9001 Company.

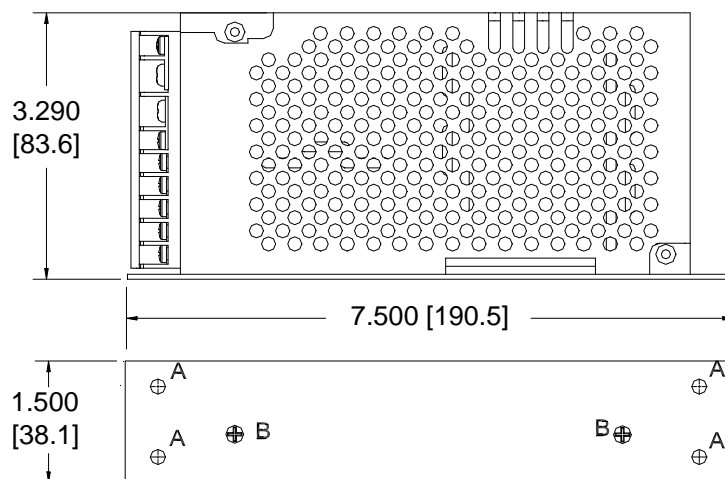
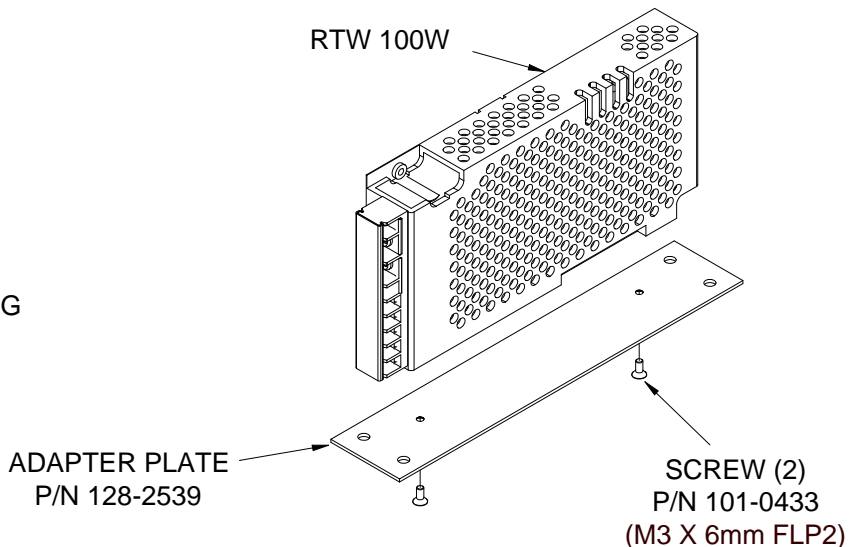
**MA
RMX/RTW
100V**

MOUNTING ADAPTER RMX/RTW-100V

DESCRIPTION. The Model MA RMX/RTW-100V allows 100W RMX power supplies mounted vertically to be directly replaced by 100W RTW power supplies. Each Mounting Adapter includes an adapter plate and mounting screws that allow a vertically-mounted 100W RTW power supply to be easily substituted for a vertically-mounted 100W RMX power supply. Note that some RTW dimensions may exceed corresponding RMX dimensions; verify proper fit prior to installation. Mount the adapter plate to the RTW power supply using the screws provided (see Figure 1), then install the adapter plate in place of the RMX power supply using the screws that previously secured the RMX power supply.

NOTES:

1. MOUNT ADAPTER PLATE TO RTW POWER SUPPLY AT HOLES "B" USING TWO SCREWS PROVIDED.
2. INSTALL ADAPTER PLATE WITH RTW ATTACHED USING HARDWARE PREVIOUSLY USED TO MOUNT RMX POWER SUPPLY AT "A" (NOT SUPPLIED).



3044350

FIGURE 1. ADAPTER PLATE INSTALLATION

KEPCO, INC. ● 131-38 SANFORD AVENUE ● FLUSHING, NY. 11355 U.S.A. ● TEL (718) 461-7000 ● FAX (718) 767-1102
www.kepcopower.com ● email: hq@kepcopower.com