


INSTRUCTION SHEET



KEPCO An ISO 9001 Company.

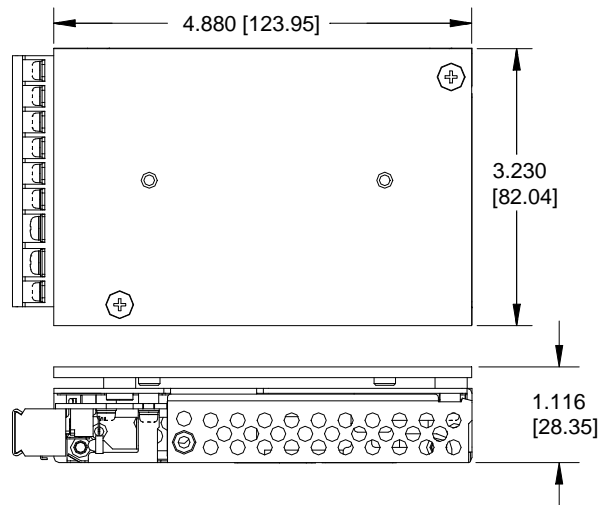
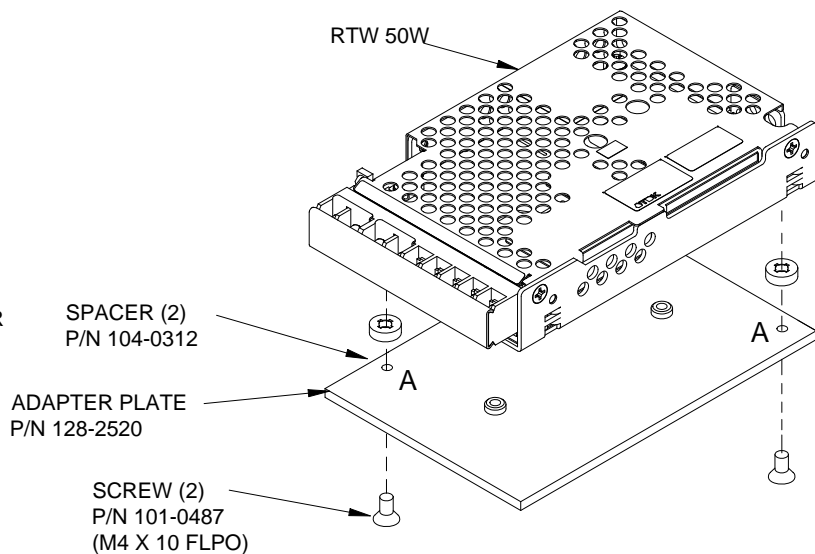
**MA
FAK/RTW
25/50H**

MOUNTING ADAPTER FAK/RTW 25H, FAK/RTW 50H

DESCRIPTION. The Model MA FAK/RTW 25H is for 25W FAK power supplies and Model MA FAK/RTW-50H is for 50W FAK power supplies. Each Mounting Adapter includes an adapter plate and mounting screws that allow a horizontally-mounted 50W RTW power supply to be easily substituted for a horizontally-mounted 25W or 50W FAK power supply. Note that some RTW dimensions may exceed corresponding FAK dimensions; verify proper fit prior to installation. Mount the adapter plate to the RTW power supply using the screws provided (see Figure 1), then install the adapter plate in place of the FAK power supply using the screws that previously secured the FAK power supply.

NOTES:

1. MOUNT ADAPTER PLATE TO RTW POWER SUPPLY AT HOLES "A" USING TWO SCREWS AND TWO SPACERS PROVIDED.
2. INSTALL ADAPTER PLATE WITH RTW ATTACHED USING HARDWARE PREVIOUSLY USED TO MOUNT FAK POWER SUPPLY (NOT SUPPLIED).



3044207

FIGURE 1. ADAPTER PLATE INSTALLATION

KEPCO, INC. ● 131-38 SANFORD AVENUE ● FLUSHING, NY. 11355 U.S.A. ● TEL (718) 461-7000 ● FAX (718) 767-1102
<http://www.kepcopower.com> ● email: hq@kepcopower.com