

INSTRUCTION MANUAL



KEPCO An ISO 9001 Company.

**KIT
DIN AE/AK
-1500VL**

DIN-RAIL MOUNTING KIT FOR SERIES AK/AE-1500VL

DESCRIPTION. Kepco KITS, Model DIN AE-1500VL and DIN AK-1500VL contain two mounting clips and associated hardware used to install AE-1500 Series and AK-1500 Series power supplies, respectively, on a DIN rail. The "VL" suffix is for mounting vertically along the long dimension (length) as shown in Figure 1. Outline dimensions are shown in Figure 4.

3043963

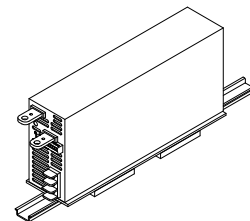


FIGURE 1. VL SUFFIX ORIENTATION

TABLE 1. COMPONENTS SUPPLIED

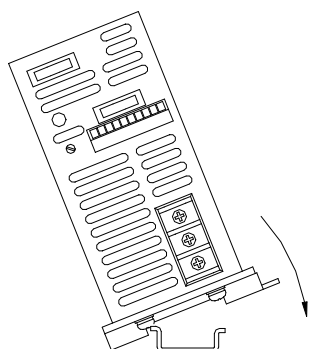
KIT MODEL NO.	MOUNTING PLATE (QTY 1) PART NO.	CLIP (QTY 2) PART NO.	SCREW, SEMS (QTY 4) PART NO.	SCREW (QTY 8) PART NO.
DIN AE-1500VL DIN AK-1500VL	128-2442	108-0371	101-0463 (M4 X 8 PHPH)	101-0487 (M4 X 10 FHPH)

INSTALLING KIT. Attach the mounting clips to the power supply using the hardware supplied (see Figure 3). The clips may be mounted with the release lever on either side to facilitate removal.

INSTALLING POWER SUPPLY ON DIN RAIL. To mount the power supply on the rail insert one end of both clips under one edge of the rail, then snap the other end of the two clips into place (see Figure 2A).

REMOVING POWER SUPPLY FROM DIN RAIL. While grasping the power supply with one hand, use a screwdriver to apply leverage towards the left as shown in Figure 2B to disengage each clip from the rail. Where mounting clips are close together, it may be necessary to apply leverage with two screwdrivers simultaneously.

A — INSTALLATION



3043964

B — REMOVAL

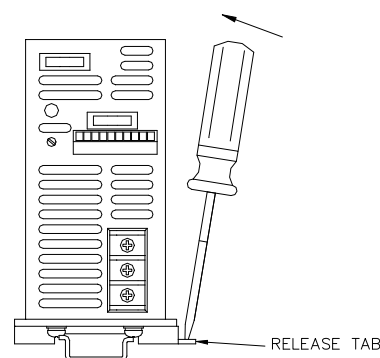


FIGURE 2. INSTALLATION AND REMOVAL OF POWER SUPPLY FROM DIN RAIL

KEPCO, INC. ● 131-38 SANFORD AVENUE ● FLUSHING, NY. 11355 U.S.A. ● TEL (718) 461-7000 ● FAX (718) 767-1102
http://www.kepcopower.com ● email: hq@kepcopower.com

FIRST ASSEMBLE TWO MOUNTING CLIPS P/N 108-0371 TO MOUNTING PLATE 128-2442 USING EIGHT SCREWS P/N 101-0487. THEN INSTALL MOUNTING PLATE WITH CLIPS ON POWER SUPPLY USING FOUR SEMS SCREWS P/N 101-0463.

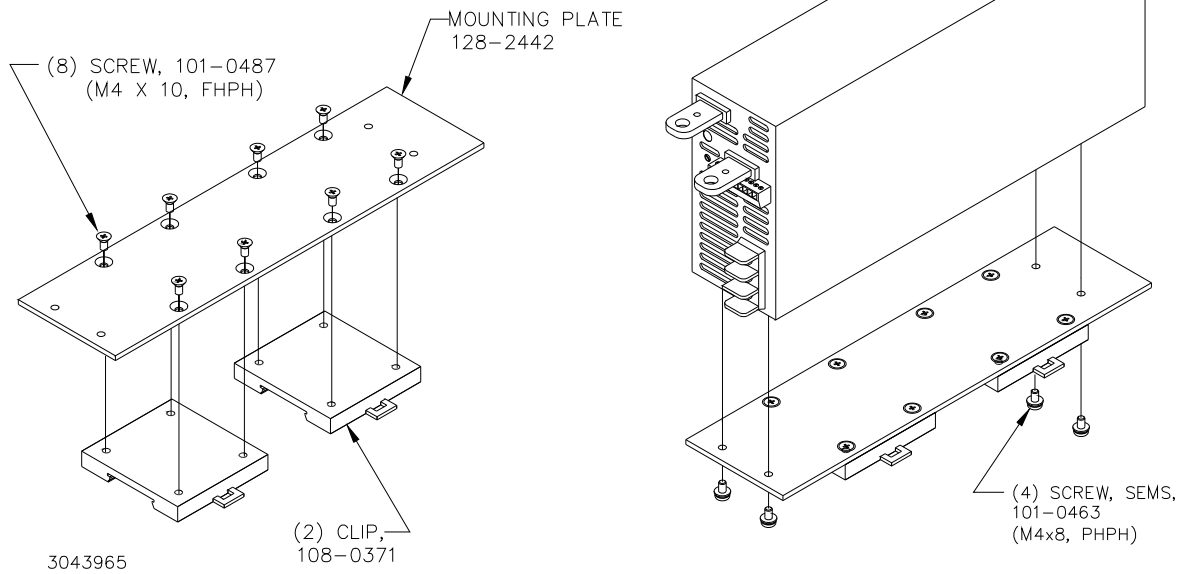


FIGURE 3. INSTALLATION OF KIT ON POWER SUPPLY

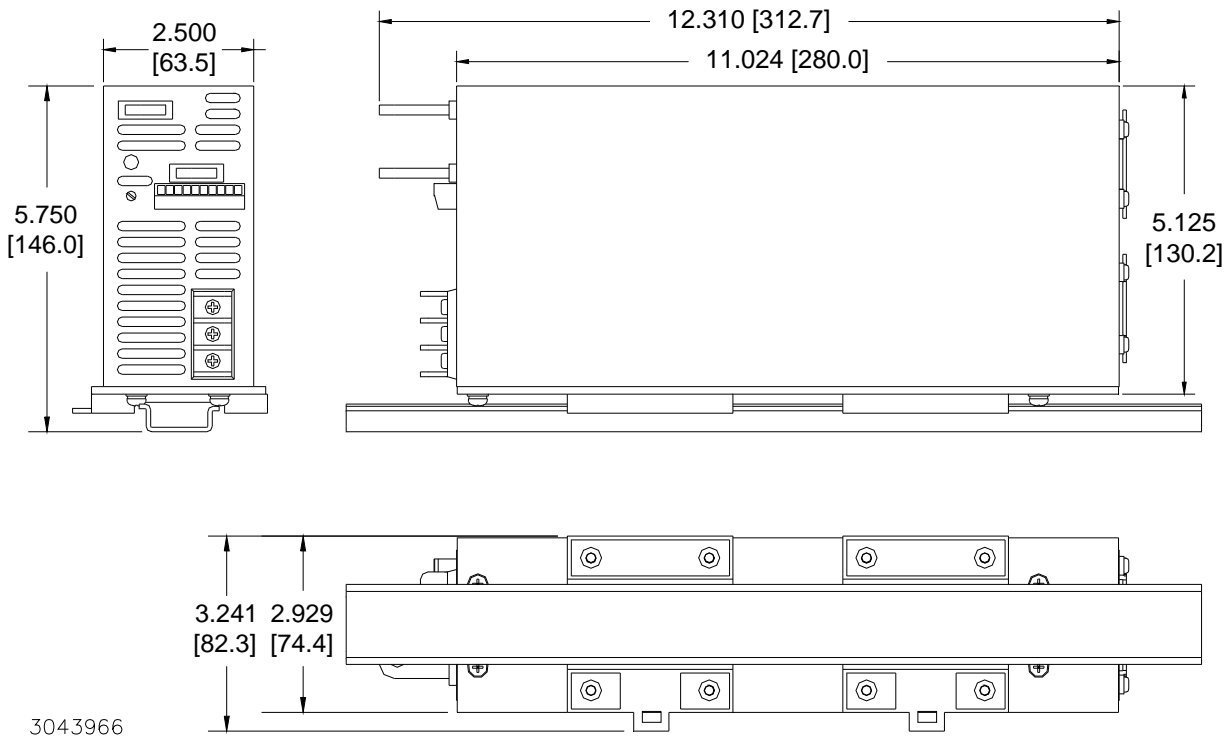


FIGURE 4. POWER SUPPLY WITH KIT INSTALLED, OUTLINE DIMENSIONS

KEPCO, INC. ● 131-38 SANFORD AVENUE ● FLUSHING, NY. 11355 U.S.A. ● TEL (718) 461-7000 ● FAX (718) 767-1102
<http://www.kepcopower.com> ● email: hq@kepcopower.com