


# INSTRUCTION SHEET

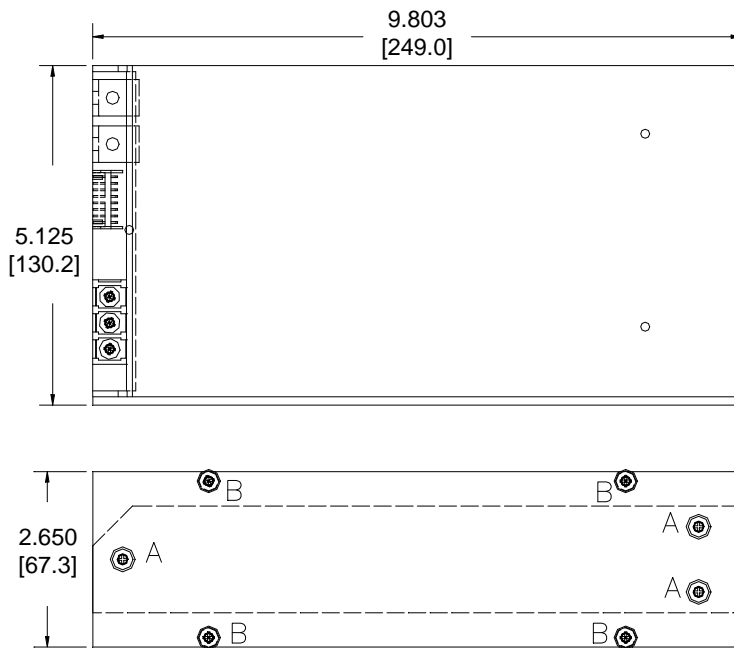


**KEPCO** An ISO 9001 Company.

**MA  
RKW/AE  
-800V**

## MOUNTING ADAPTER RKW/AE-800V

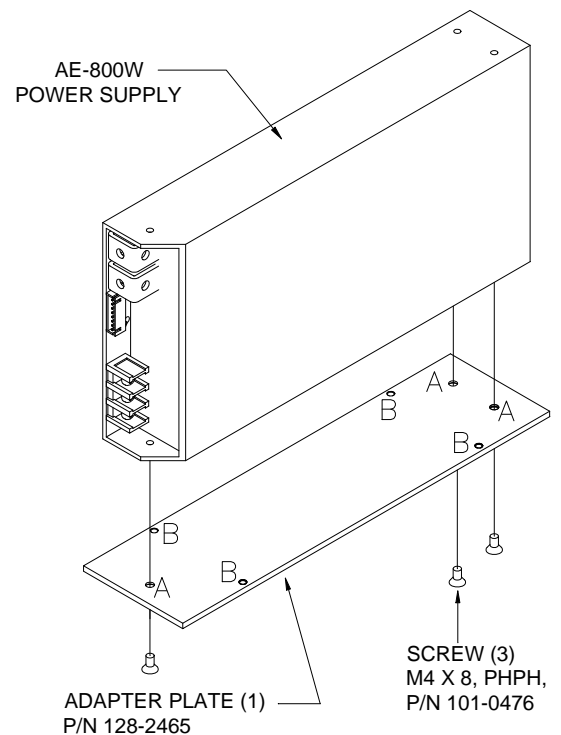
**DESCRIPTION.** The Model MA RKW/AE-800V Mounting Adapter includes an adapter plate and mounting screws that allow a vertically-oriented 800W AE power supply to be easily substituted for a vertically-mounted 600W RKW power supply. Note that some AE dimensions may exceed corresponding RKW dimensions; verify proper fit prior to installation. Mount the adapter plate to the AE power supply using the screws provided (see Figure 1), then install the adapter plate in place of the RKW power supply using the screws previously used to mount the RKW power supply (length not to exceed 8mm).



### NOTES:

1. MOUNT ADAPTER PLATE TO POWER SUPPLY AT HOLES "A" USING THREE SCREWS P/N 101-0476.
2. REMOVE RKW POWER SUPPLY AND SAVE MOUNTING SCREWS, THEN INSTALL ADAPTER PLATE WITH AE POWER SUPPLY ATTACHED AT HOLES "B." USING MOUNTING SCREWS SAVED. (MOUNTING SCREWS ARE M4, LENGTH NOT TO EXCEED 8MM.)

3043899



**FIGURE 1. ADAPTER PLATE INSTALLATION**

KEPCO, INC. ● 131-38 SANFORD AVENUE ● FLUSHING, NY. 11355 U.S.A. ● TEL (718) 461-7000 ● FAX (718) 767-1102  
<http://www.kepcopower.com> ● email: [hq@kepcopower.com](mailto:hq@kepcopower.com)