


INSTRUCTION SHEET



KEPCO An ISO 9001 Company.

RA 77

MODEL RA 77 RACK ADAPTER

DESCRIPTION (Refer to Figure 1)

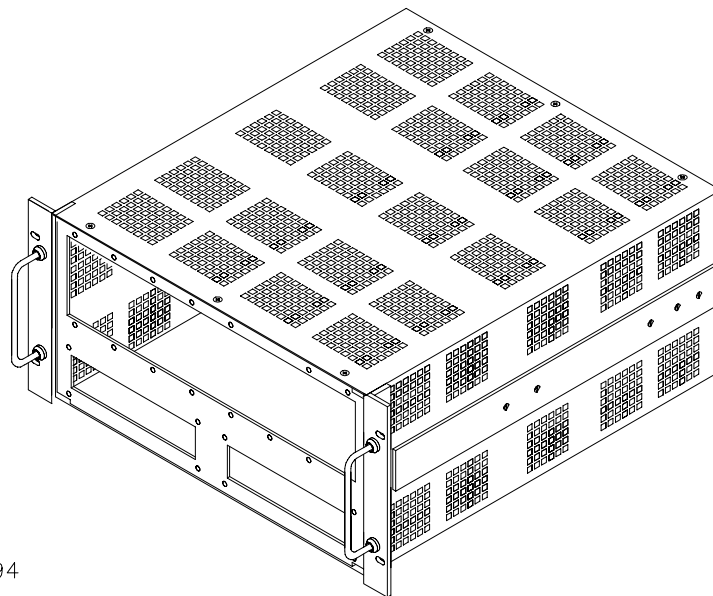
The Kepco Model RA 77 RACK ADAPTER is designed for the installation of Kepco Power Assemblies into a standard 19-inch (482.6mm) rack. The Rack Adapter occupies 8.75 inches (222.25 mm) of vertical space in the standard 19-inch equipment rack and is 21-inches (533.4mm) deep. Mechanical dimensions, material and finish of the Kepco Model RA 77 Rack Adapter are provided in Figure 2.

The Rack Adapter may be mounted fixed or may be equipped with optional slides. The unit comes fitted with bracket spacers (shim bars for equipment slides), four rubber feet, a "U" shaped removable cover with twelve mounting screws, Rack Adapter handles and Mounting Ears. Rack Adapter RA 77 was developed to provide mounting space for a multitude of Kepco's linear and switching power supplies. The Rack Adapter may be equipped with a variety of front panel and rear panel components to form a complete rack mounted power assembly, designed by the user.

The rack adapter is shipped with front and rear panels for the lower half of unit installed. These are chosen by the customer from the selection below. **If no preference is indicated, the unit is shipped with the front and rear Full Rack Vented panels installed.** Details about all available power supplies, panel components and accessories to be used with RA 77 Rack Adapter may be found in Kepco's Power Supplies Catalog, "Power Assemblies" Section. It is available from your Kepco Representative, or directly from Kepco, Inc., 131-38 Sanford Avenue, Flushing, N.Y. 11352, USA, or on our web site at:

www.kepcopower.com/custompa.htm

FRONT PANELS			REAR PANELS		
MODEL	KEPCO P/N	DESCRIPTION	MODEL	KEPCO P/N	DESCRIPTION
FFP-4A47	131-0921	FRONT PANEL, 1/2 RACK, VENTED	RFP-4A47	131-0915	REAR PANEL, 1/2 RACK, VENTED
FFP-4B47	131-0922	FRONT PANEL, 1/2 RACK, SOLID	RFP-4B47	131-0910	REAR PANEL, 1/2 RACK, SOLID
FFP-8A47	131-0912	FRONT PANEL, FULL RACK, VENTED	RFP-8A47	131-0913	REAR PANEL, FULL RACK, VENTED
FFP-8B47	131-0911	FRONT PANEL, FULL RACK, SOLID	RFP-8B47	131-0914	REAR PANEL, FULL RACK, SOLID



3042694

FIGURE 1. RA 77 RACK ADAPTER ASSEMBLY

KEPCO, INC. ● 131-38 SANFORD AVENUE ● FLUSHING, NY. 11352 U.S.A. ● TEL (718) 461-7000 ● FAX (718) 767-1102
<http://www.kepcopower.com> ● email: hq@kepcopower.com

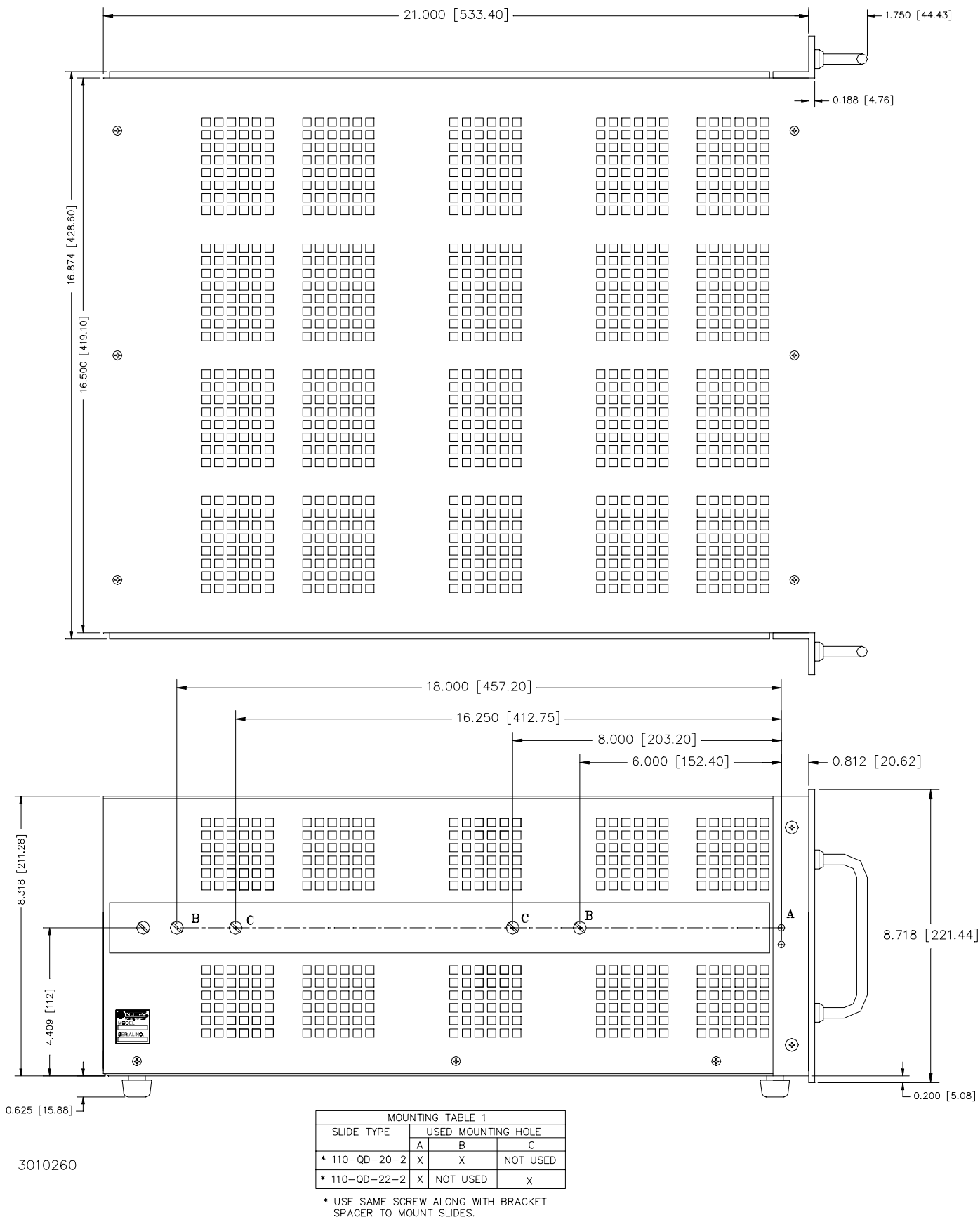
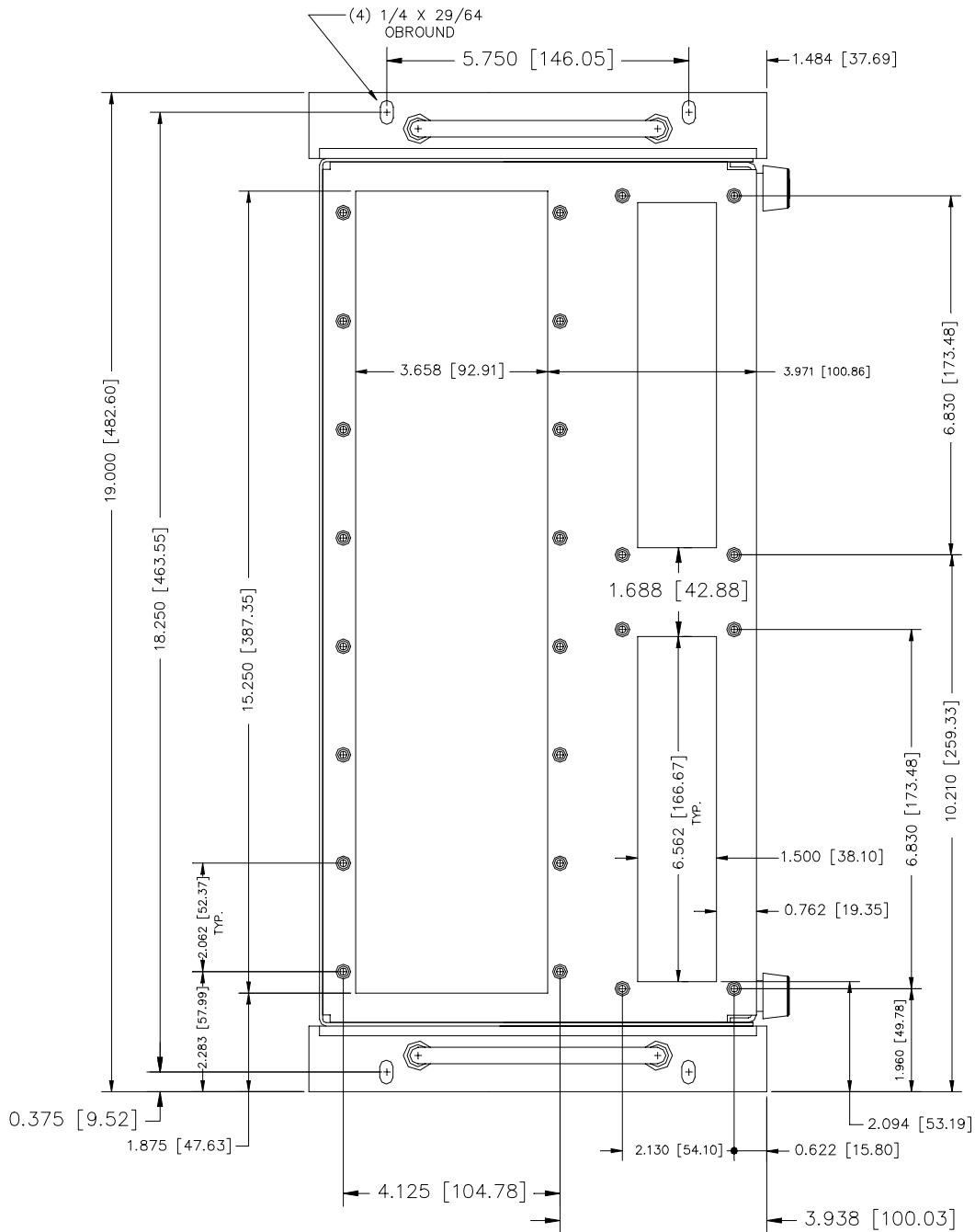


FIGURE 2. RA 77 RACK ADAPTER OUTLINE DRAWING (SHEET 1 OF 3, TOP AND SIDE VIEWS)



NOTES:

1. MATERIAL:

- A) CHASSIS: 0.090 THK. AL. (5052-H32).
- B) COVER: 0.064 THK. AL. (5052-H32).
- C) ANGLE BKT: 3/16 THK AL. (6063-T5)
- D) SPACER BKT: 3/16 THK AL. (6063-T5)

2. FINISH:

- A) CHASSIS, COVER & SPACER BKT: YELLOW IRIDITE MIL-C-5514A
- B) EAR BRACKET: LIGHT GRAY PER FEDERAL STD. 595, COLOR NO. 26440.

3. RACK OR CABINET MOUNTING: REMOVE (4) PLASTIC FEET.

4. IF INSTALLATION WITHOUT SLIDES IS DESIRED, THE UNIT MUST BE SUPPORTED BY A RIGID PLATFORM.

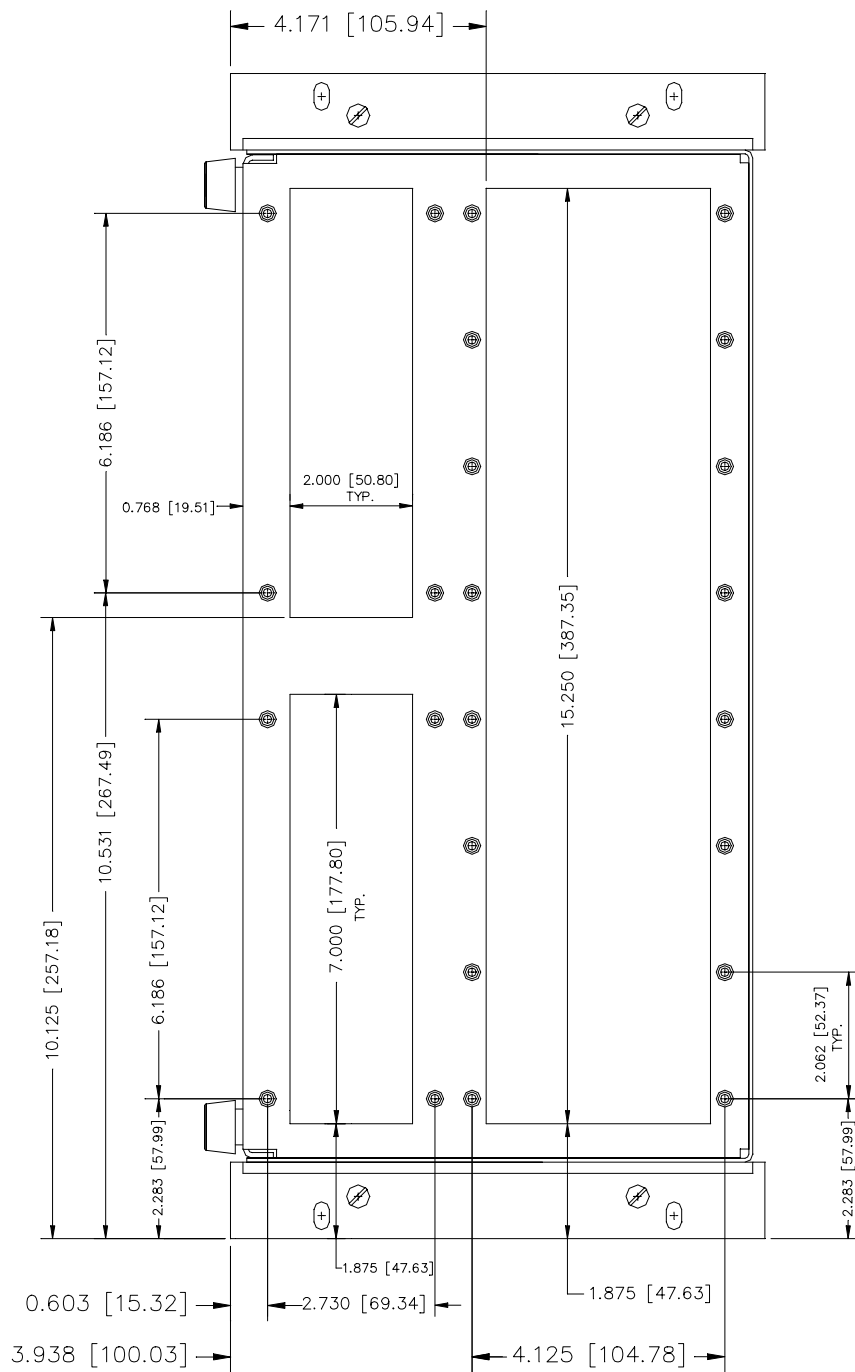
5. DIMENSIONS IN PARENTHESIS ARE IN MILLIMETERS.

6. TOLERANCES:

- A) BETWEEN MOUNTING HOLES: $\pm 1/64$ (± 0.4).
- B) ALL OTHER DIMENSIONS: $\pm 1/32$ (± 0.8) EXCEPT AS NOTED.

3010260

FIGURE 2. RA 77 RACK ADAPTER OUTLINE DRAWING (SHEET 2 OF 3, FRONT VIEW)



3010260

FIGURE 2. RA 77 RACK ADAPTER OUTLINE DRAWING (SHEET 3 OF 3, REAR VIEW)