


Features:

- Universal AC input / Full range
- Built in active PFC function, PF > 0.90
- Green design, No-load power consumption < 0.7W
- Protection: Short circuit, Over load, Over voltage
Brown-out (Low AC Input Voltage)
- High operation temperature up to 70°C
- Withstand 2G vibration test
- 3 years warranty

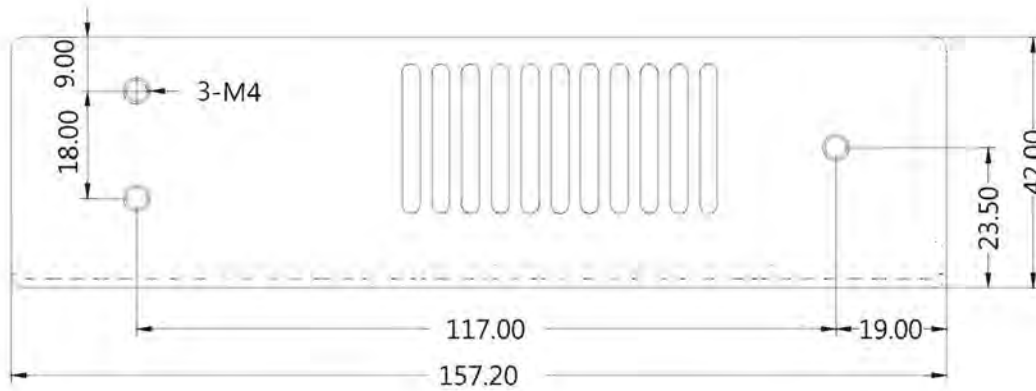
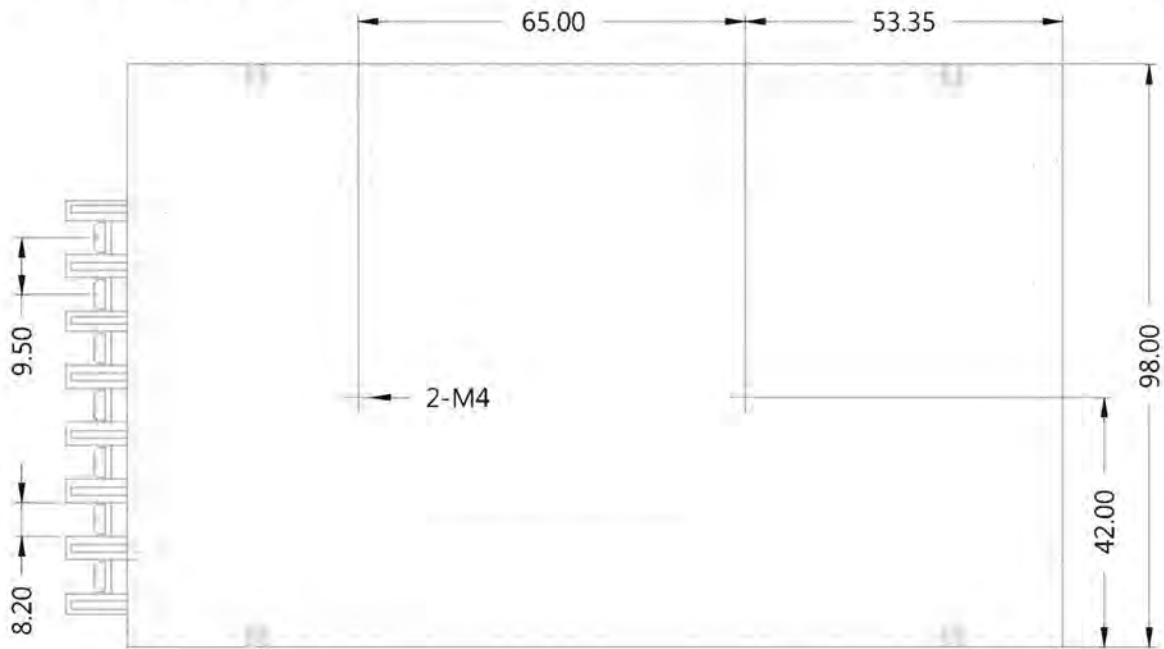


MODEL		AK-100-05	AK-100-7.5	AK-100-12	AK-100-13.5	AK-100-15	AK-100-24	AK-100-27	AK-100-48	
Output	DC Voltage Range	5V	7.5V	12V	13.5V	15V	24V	27V	48V	
	Rated Current	20A	13.5A	8.5A	7.5A	6.7A	4.2A	3.8A	1.95A	
	Current Range	0 ~ 20A	0 ~ 13.5A	0 ~ 8.5A	0 ~ 7.5A	0 ~ 6.7A	0 ~ 4.2A	0 ~ 3.8A	0 ~ 1.95A	
	Rated Power	100W	101.2W	102W	101.2W	100.5W	100.8W	102.6W	93.6W	
	Ripple & Noise (Max.)	Note.2 100mVp-p	100mVp-p	100mVp-p	100mVp-p	100mVp-p	120mVp-p	120mVp-p	200mVp-p	
	Voltage Adj. Range	4.5~5.5V	6.75~8.25V	10.8~13.2V	12.15~14.9V	13.5~16.5V	21.6~26.4V	24.3~29.7V	43.2~52.8V	
	Voltage Tolerance	Note.3 ±2%	±1.5%	±1%	±1%	±1%	±1%	±1%	±1%	
	Line Regulation	±1%	±1%	±0.5%	±0.5%	±0.5%	±0.5%	±0.5%	±0.5%	
	Load Regulation	±1%	±1%	±0.5%	±0.5%	±0.5%	±0.5%	±0.5%	±0.5%	
	Setup, Rise Time	1300ms, 100ms at full load								
Hold Up Time (Typ.)	> 32ms / 230VAC, > 10ms / 115VAC at full load									
Input	Voltage Range	Note.4 90 ~ 264VAC, 127 ~ 370VDC								
	Frequency Range	50 / 60Hz								
	Power Factor (Typ.)	> 0.9 / 230VAC, > 0.98 / 115VAC at full load								
	Efficiency (Typ.)	83%	85%	85%	86%	88%	89%	89%	89%	
	AC Current (Typ.)	1.2A / 115VAC, 0.6A / 230VAC								
	Inrush Current (Typ.)	27A / 115VAC, 55A / 230VAC								
	Leakage Current	< 2mA / 230VAC								
Protection	Over Load	> 105% rated output power Protection type: Hiccup mode								
	Over Voltage	115 ~ 150% rated output voltage Protection type: latch-off mode								
	Over Temperature	90 ±5°C detect on NTC Protection type: shut down o/p voltage, after temperature goes down and re-power ON to recover								
Environment	Working Temp.	-20 ~ +70°C (Refer to output load de-rating curve)								
	Working Humidity	20 ~ 90% RH non-condensing								
	Storage Temp. & Humidity	-40 ~ +85°C, 10 ~ 95% RH								
	Temp. Coefficient	±0.03% / °C (0 ~ 50°C)								
	Vibration	10 ~ 500Hz, 2G 10min. / 1cycle, period for 60min. Each along X, Y, Z axes								
Safety & EMC	Safety Standards	Certified UL 60950-1; EN 60950-1								
	Withstand Voltage	Note.6 I/P-O/P: 3KVAC (4242VDC), I/P-FG: 1.5KVAC (2121VDC), O/P-FG: 0.5KVAC (707VDC), 1min								
	Isolation Resistance	I/P-O/P, I/P-FG, O/P-FG: 100M Ohms / 500VDC								
	EMI Conduction & Radiation	Certified EN 55022								
	Harmonic Current	Certified EN 61000-3-2; EN 61000-3-3								
Note.5 EMS Immunity	Certified EN 61204-3; EN 55024; IEC 61000-4-2, 3, 4, 5, 6, 8, 11									
Others	MTBF	691.8K HRS Certified MIL-HDBK-217F								
	Cooling	Air convection								
	Dimension (WxHxD)	98x42x157.2 mm / 3.858x1.654x6.189 inch								
	Packing	0.65kg; 24pcs / 16.6kg / 1.1CUFT								
Note	1. All parameters NOT specially mentioned are measured at 230VAC input, rated load and 25°C of ambient temperature. 2. Ripple & noise are measured at 20MHz of bandwidth by using a 12" twisted pair-wire terminated with a 0.1uF & 47uF parallel capacitor. 3. Tolerance: includes set up tolerance, line regulation and load regulation. 4. De-rating may apply in low input voltage. Please check the de-rating curve for more details. 5. The power supply is considered a component which will be installed into a final equipment. The final equipment must be re-confirmed that it still meets EMC directives. 6. Conduct this test without enclosure.									



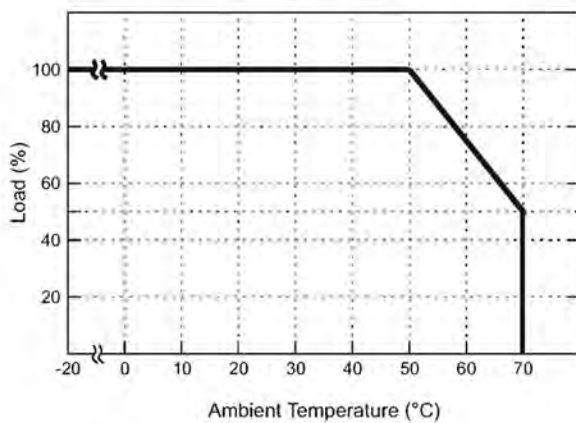
■ Mechanical Specification:

Unit : mm



■ De-rating Curve:

Load VS. Temp.



Load VS. I/P Voltage

